











































































Home About ▶ Reports ▶ News Releases Services ▶ Contact Help ▶

Search PHC4

Symbol Legend

-  Significantly higher than the expected rate.
-  Not significantly different than the expected rate.
-  Significantly lower than the expected rate.
- NR** Not Reported. Had fewer than five cases evaluated.
- NA** Not Available. Not reported due to missing/incomplete data.

UPMC Mercy

Year	Condition	Cases	Mortality Rating	Length of Stay (LOS)	Outlier Cases		Readmission % - Ratings		Avg. Charge		
					Short LOS	Long LOS	For Any Reason	For Complication or Infection			
2009	Abdominal Aortic Aneurysm Repair - Endovascular	34		2.8						\$85,491	
2009	Abnormal Heartbeat	477		4.2	3.2		9.1				\$24,255
2009	Blood Clot in Extremities	61		4.1	6.6		1.6				\$15,861
2009	Blood Clot in Lung	70		4.4	7.4		1.5				\$19,427
2009	Brain Surgery	99		6.3							\$69,828
2009	Bronchitis and Asthma	98		3.6							\$13,971
2009	Chest Pain	148		1.9	6.1		6.8				\$13,728
2009	Chronic Obstructive Pulmonary Disease (COPD)	388		4.1	4.1		2.3				\$17,574
2009	Cirrhosis and Alcoholic Hepatitis	46		6.2	4.9		4.9				\$28,648
2009	Colorectal Procedures	109		8.2							\$61,178
2009	Congestive Heart Failure (CHF)	449		5.0	5.0		3.7				\$21,827
2009	Diabetes - Medical Management	156		3.5	3.2		4.5				\$16,502
2009	Diabetes with Amputation	24		7.3							\$41,301
2009	Gallbladder Removal - Laparoscopic	92		3.6							\$32,826
2009	Gallbladder Removal - Open	18		6.1							\$41,574
2009	Heart Attack - Angioplasty/Stent	172		3.5	4.7		5.9				\$47,498
2009	Heart Attack - Medical Management	125		5.8	3.6		8.0				\$31,166
2009	Hip Fracture - Surgical Repair	128		6.2							\$43,844
2009	Hypotension and Fainting	253		3.1	4.0		7.9				\$16,124
2009	Hysterectomy - Abdominal	325		3.3	4.9		14.2				\$27,591

