






Home About ▶ Reports ▶ News Releases Services ▶ Contact Help ▶

 Search PHC4

Symbol Legend

-  Significantly higher than the expected rate.
-  Not significantly different than the expected rate.
-  Significantly lower than the expected rate.
- NR** Not Reported. Had fewer than five cases evaluated.
- NA** Not Available. Not reported due to missing/incomplete data.

**UPMC St Margaret**

Year	Condition	Cases	Mortality Rating	Length of Stay (LOS)	Outlier Cases				Readmission % - Ratings		Avg. Charge
					%	Rating	%	Rating	For Any Reason	For Complication or Infection	
2009	Abdominal Aortic Aneurysm Repair - Endovascular	10		2.7							\$94,683
2009	Abdominal Aortic Aneurysm Repair - Open	5		5.8					NR	NR	\$62,335
2009	Abnormal Heartbeat	377		3.6	2.9		4.5				\$26,122
2009	Blood Clot in Extremities	120		5.1	2.5		7.5				\$17,593
2009	Blood Clot in Lung	116		6.6	1.8		4.4				\$27,649
2009	Brain Surgery	13		3.3							\$68,131
2009	Bronchitis and Asthma	129		3.5							\$14,008
2009	Chest Pain	129		2.0	4.7		8.5				\$16,864
2009	Chronic Obstructive Pulmonary Disease (COPD)	406		5.0	2.2		5.7				\$20,233
2009	Cirrhosis and Alcoholic Hepatitis	41		5.1	5.1		0.0				\$29,919
2009	Colorectal Procedures	163		8.7							\$73,136
2009	Congestive Heart Failure (CHF)	600		5.4	2.9		7.3				\$23,253
2009	Diabetes - Medical Management	135		4.4	5.2		8.9				\$19,974
2009	Diabetes with Amputation	33		11.1							\$52,768
2009	Gallbladder Removal - Laparoscopic	182		3.6							\$36,868
2009	Gallbladder Removal - Open	12		6.7							\$47,076
2009	Heart Attack - Medical Management	98		4.8	5.7		6.8				\$24,312
2009	Hip Fracture - Surgical Repair	174		6.4							\$43,996
2009	Hypotension and Fainting	225		2.9	3.1		5.8				\$15,079
2009	Hysterectomy - Abdominal	20		3.8	0.0		26.3				\$33,612

